

EMERGENCY BLEED KIT
 TO STOP BLOOD LOSS
CALL 999
 REPORT INCIDENT
 TAKE BLEED KIT TO PATIENT
 Saving Lives in the Community



PULL TO REMOVE

HeartSafe
 LIFE SAVING DEFIBRILLATOR



Defibrillator Heart Restarter

TO OPEN CABINET:

1. Call 999 for Access Code
2. Enter Access Code
3. Enter Access Code Approved by Authorised Service
4. Push door and turn lock anti-clockwise to mark cabinet

Call 999 for Access Code to open cabinet



Provided by **HeartSafe**



Bleed Kit Partnership

Delivering Bleed Kits To Communities Across Avon and Somerset

Supported By...



LEARN MORE

and many more partners in our community & the UK...

Our Guiding Principles

- 🔴 **Immediate Availability** – Don't lock bleed kits in cabinets. Obtaining access code costs time!
- 🔴 **Make it Simple** – Keep kits easy to obtain, understand and use in an emergency
- 🔴 **Provide Open mapping** - Drives community engagement and local knowledge of locations
- 🔴 **Maximise Rollout** – Money is tight! Simple Dispensers instead of cabinets give at least double the number of locations per £ Spent.
- 🔴 **More kits = More chances to save a life!**
- 🔴 **Be Everywhere!** – Kits installed indoor/outdoor wherever wanted or needed
- 🔴 **Drive Visibility** – Prominent kits drive community engagement on knife crime prevention
- 🔴 **Long-term Solution** - Include an end-to-end management system with registration and backup. Not just fit and forget 'tick-the-box' provision
- 🔴 **Full replenishment mechanism** – Simple QR scan guides user to replenishment channel
- 🔴 **Expandable across UK** - Built to help save lives nationally. Easy provision for local Police.
- 🔴 **Charity, Community or business branding**



Where are they needed?

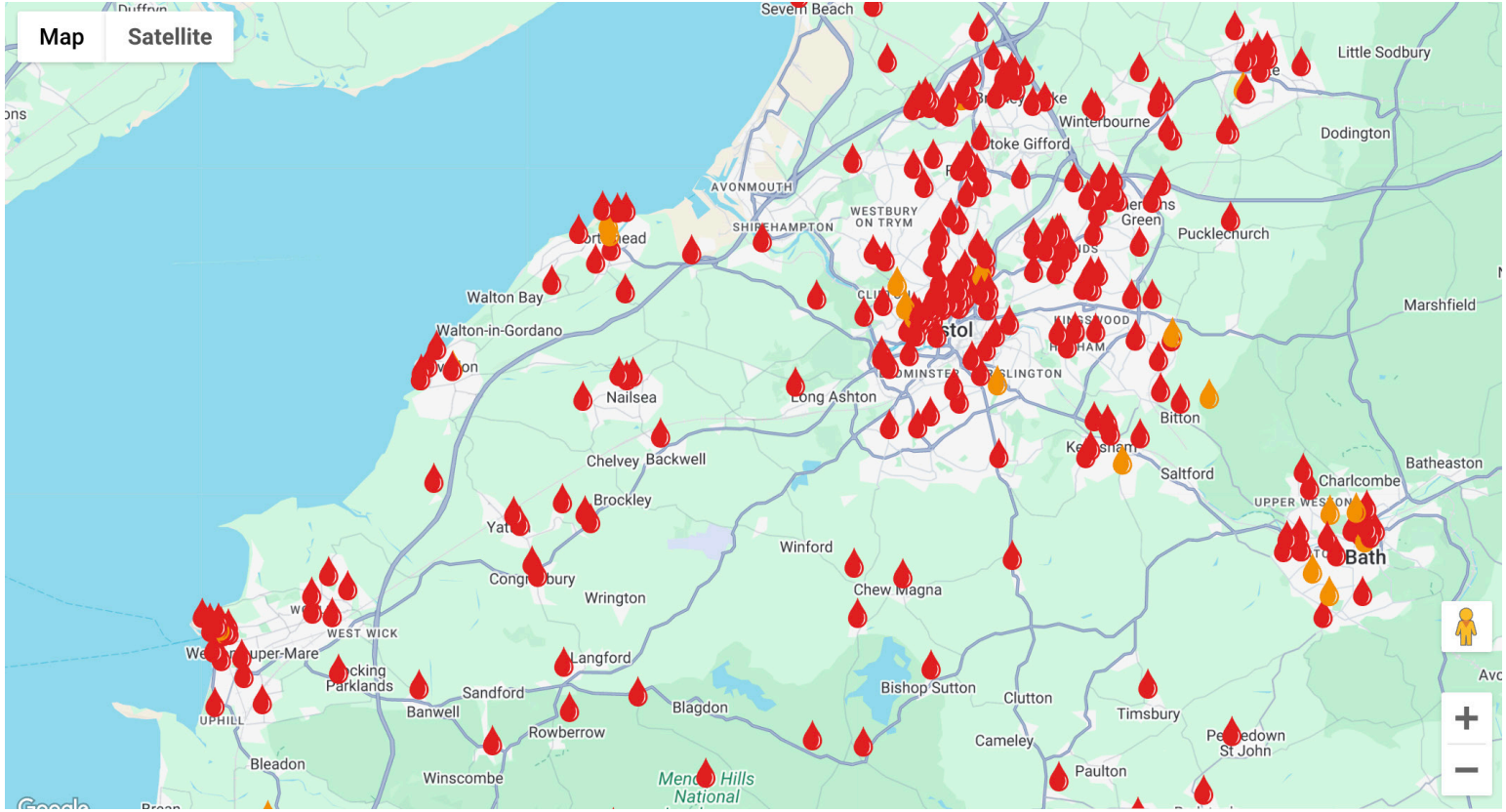
Bleed control kits are vital in managing emergencies involving severe bleeding, this can occur in a range of environment and situations.

For example:

- 🔴 **Workplaces:** Especially in industries such as construction, manufacturing, and hospitality, where sharp tools and machinery are used.
- 🔴 **Crime:** Injuries caused by a knife/violent offences etc.
- 🔴 **Schools and Universities:** In the event of an accident in science labs, during sports, or unfortunate incidents of violence.
- 🔴 **Highways and Roads:** For use in traffic accidents, where timely medical intervention can save lives before emergency services arrive.
- 🔴 **Rural and Remote Locations:** Areas where access to immediate medical care is limited, making it vital for travellers or residents to manage emergencies independently.
- 🔴 **Outdoor Activities:** Hiking, camping, and hunting, where cuts, falls, or animal attacks can cause severe bleeding.
- 🔴 **Home Use:** Household accidents, such as cuts from kitchen knives or power tools, where immediate action is required to stop bleeding.
- 🔴 **Industrial Facilities:** Where machinery or hazardous materials can cause serious injuries.
- 🔴 **Agricultural Operations:** Farms and processing plants have risks from machinery and tools.
- 🔴 **Forestry and Logging:** High-risk of cuts or punctures from chainsaws, equipment and falling trees.

And more...





The Map

Containing the locations of all installed and upcoming bleed kit locations in Avon and Somerset

 = **Installed**  = **Coming Soon**

HeartSafe have created an interactive public facing map to mirror the success of their AED Locator map used to familiarise communities with the location of the nearest defibrillator.

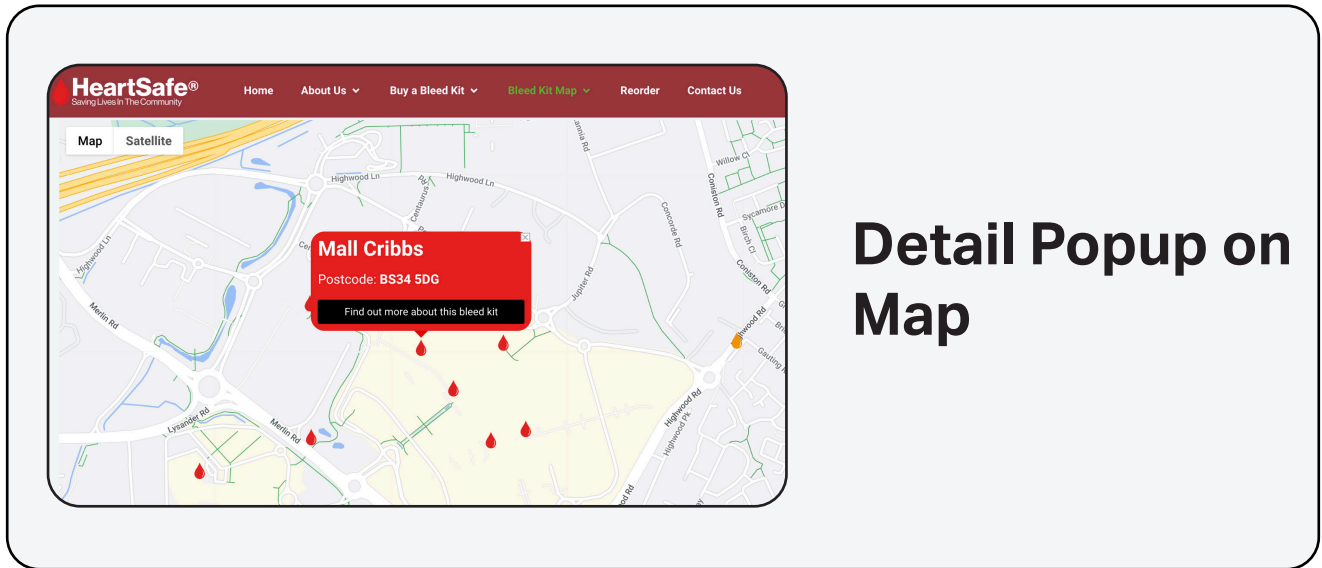
The Bleed Kit map now shows all locations and is updated daily with any newly registered kits.

Locations are added via a simple web form, we also add 'coming soon locations' to show where we are expanding the scheme. The map also has a search feature so people can easily identify the closest bleed kits by entering an address, whether their home or workplace.

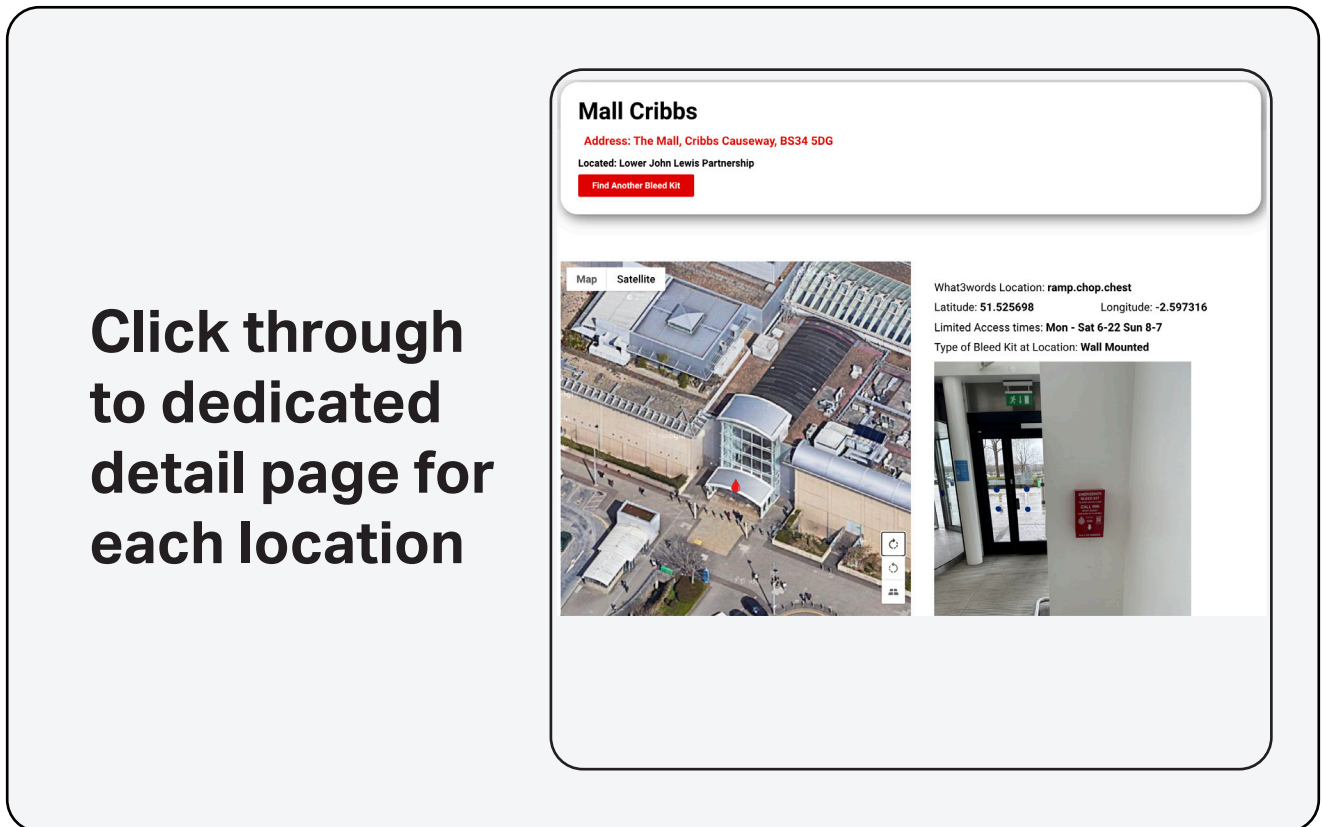
Kit Location Details

The attention each kit gets...

Each bleed kit has a dedicated location page, this shows a detailed map and an image of the kit. This allows real community engagement and drives ownership and care for local bleed kits



Detail Popup on Map



Click through to dedicated detail page for each location

Legacy Statement



Avon and Somerset Police have joined up with HeartSafe, NHS England South West and SWAST to launch a joint initiative to place Emergency Bleed Kits in local communities.

The partnership has funded bleed kits either attached to existing HeartSafe defibrillator cabinets, or wall mounted in prominent locations across the Avon and Somerset region. This allows the public immediate access to lifesaving equipment should a person suffer a catastrophic bleed.



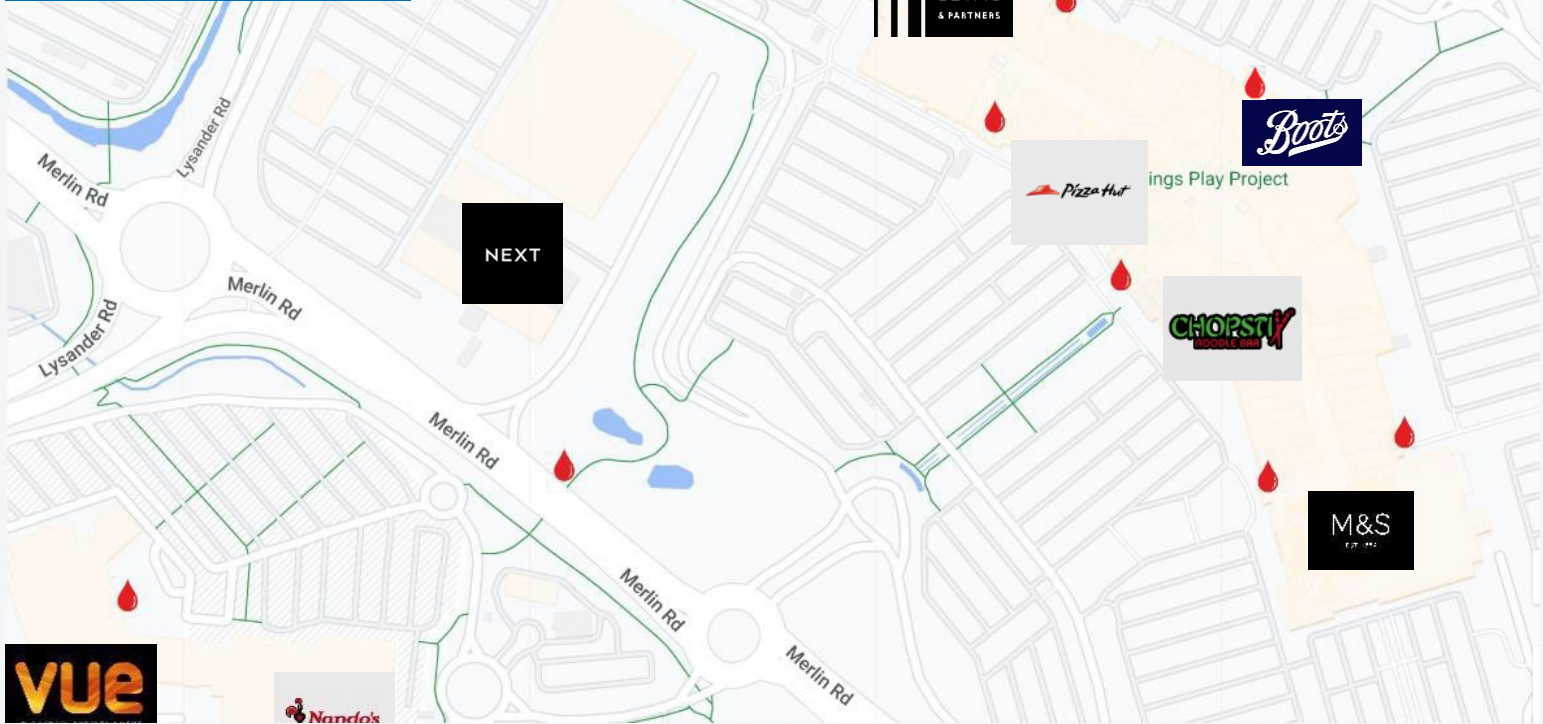
Future Kit Management

Avon and Somerset Police have agreed a legacy fund for the ongoing, **free** management and replacement of these Bleed Kits in their region

The ongoing management scheme incorporates:

- Regular checking of all sites on local policing unit's patrols.
- A system with HeartSafe which notifies when items in each kit with expiry dates need to be replaced.
- A system with HeartSafe to alert local policing teams when a kit has been used.
- A simple QR scan system to allow replacement kits to be reordered in the event of usage, theft or damage.





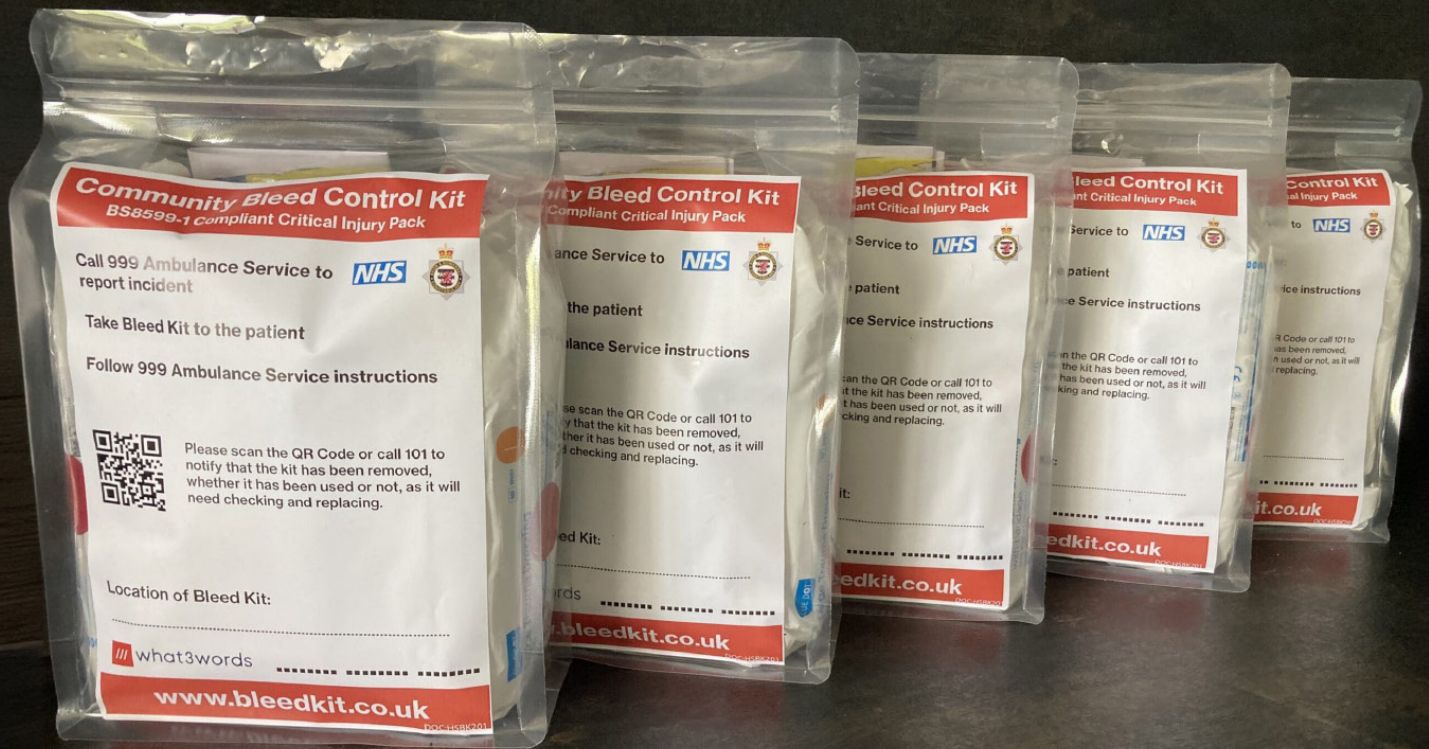
Businesses Like Yours...

The Mall, Cribbs Causeway

The Mall is the largest regional shopping and leisure hub in the South West of England. They were looking to help safeguard their site through our partnership. We have been able to help supply 10 bleed kits across their site.

All of these kits were funded and will be managed by the Mall on an ongoing basis.

This is one of several partnerships we have created with private organisations like yours to help move this scheme forwards and protect more lives in the event of a catastrophic bleed.



Critical Trauma Pouch

(Bleed Control Kit)

Meets requirements of BS8559-1

Compliant Critical Injury Pack

The core of our mission. A simple, easy to understand kit of life-saving essentials designed for use under 999 guidance to help treat a catastrophic trauma patient until emergency services arrive.

Developed with the support of the NHS and 999 emergency services, this kit is designed to include essentials for use by untrained members of the public.

These kits are stored in unlocked, 24/7 Bleed Kit Dispensers, making them easily accessible to everyone at any time.

“ *NHS ambulance crews and trauma teams do a great job when confronted with a patient who's losing a lot of blood, but we wanted to go further in those crucial minutes when an ambulance was still on its way...* ”

- Dr Michael Marsh

NHS, South West Medical Director

Instructions

The first instruction is to call 999, so any intervention is supported by a call handler with the kit aimed to help control the bleed in the few minutes before an ambulance arrives.

ENSURE SCENE IS SAFE **CALL 999** **FOLLOW STEPS** **ACT CALMLY**

RED
2x TRAUMA WOUND DRESSINGS
COVER & COMPRESS

BLUE
2x HAEMOSTATIC DRESSING
PACK/PLUG WOUND

YELLOW
TOURNIQUET
WRAP ON ARM/LEG

FOLLOW STEPS TO REDUCE BLOOD LOSS:

1. Use mobile phone on loud speaker. Talk with 999 Ambulance Service.
2. Open kit fully. Use gloves and contents as required.
3. Identify area of bleed. Use shears to remove clothing around wound.
4. Consider use of **TRAUMA WOUND DRESSING**. APPLY DIRECT PRESSURE. Cover and compress.
5. Consider use of **HAEMOSTATIC DRESSING** to junction regions like neck, groin or armpit. Pack wound. Cover and compress with **TRAUMA WOUND DRESSING**.
6. Consider use of **TOURNIQUET** on leg or arms. Cover and compress with **TRAUMA WOUND DRESSING**. DO NOT remove **TOURNIQUET**.

Follow the Ambulance Service instructions throughout procedure.

* If head/foot injury, seek advice from Ambulance Service.

CONTINUE TO SPEAK TO AMBULANCE SERVICE **REASSURE PATIENT** **WAIT FOR MEDICAL HELP**

www.bleedkit.co.uk
© HeartSafe t/a AED Locator (E.U.) Ltd

BS5599-1 Compliant - Critical Injury Pack
DOC:HSBK009

RE-ORDER

Simple step-by-step instructions. 999 call is prioritised.

Colour-coded pack contents correspond to use depending on location of injury

Guidelines for use of pack contents under 999 supervision

QR Code to allow re-order of new pack after use. Full ongoing end-to-end management and replacement system provided by the partnership in the Avon and Somerset region

Together with HeartSafe we have created a set of instructions that are clear and encourage best practice for use by someone who is likely to be in a state of panic.

Simple colour coordination allows for easy identification of all contents when opened and quick application of what is needed to best help the patient.

Inside The Bleed Kit

**NHS South Western Ambulance Service Approved
BS8559-1 Compliant Critical Injury Pack**

Working together with HeartSafe, we devised a community Bleed Kit that can be used by any member of the public with little or no training under 999 supervision.

Given that most members of the public will likely not have any training we prepared simple colour coded steps so that the instructions are clear and easy to use when someone is in a critical situation.



Items shown represent contents included in the Community Bleed Kit Pouch and may change depending on availability.

NHS
South Western
Ambulance Service
NHS Foundation Trust





Bleed Kit Dispenser 'Limpet' Model 1

£199 +VAT

Fits directly to the side of the many thousand HeartSafe AED Cabinets across the UK. (Will also fit many other types of similar AED cabinets)
Immediate 24 Hour Access, easy to follow "Pull to Remove" instructions.

Each Kit Contains:

- 1 x 'Limpet' Bleed Kit Dispenser (Pull to Remove Feature)
- 1 x Installation Kit (Template, Drill, Fasteners and Security seals)
- 1 x BS8599-1 Compliant – Critical Injury Pack
- Sealed Community Bleed Kit Pouch Containing:
 - 2 x Trauma Dressings
 - 2 x Haemostatic Dressings
 - 1 x Tourniquet
 - 2 x Individual Pair of Nitrile Gloves
 - Medical Shears/Scissors
 - Foil Blanket CPR Face Shield Whistle





Bleed Kit Dispenser 'Standalone' Model 2

£199 +VAT

Can be installed anywhere. Indoor or outdoor, wall mounted and registered to the HeartSafe Bleed Kit Map.

Immediate 24 Hour Access, easy to follow "Pull to Remove" instructions.

Contains:

1 x 'Standalone' Wall Mount Bleed Kit Dispenser
(Pull to Remove feature)

1 x Bleed Kit Dispenser Fitting Kit (Template and Security seals)

1 x BS8599-1 Compliant – Critical Injury Pack

Sealed Community Bleed Kit Pouch containing:

- 2 x Trauma Dressings
- 2 x Haemostatic Dressings
- 1 x Tourniquet
- 2 x Individual Pair of Nitrile Gloves Medical
- Shears/Scissors
- Foil Blanket CPR Face Shield Whistle

Easy Customisation

for your business

We can apply your businesses logo on orders of 20 or more cabinets giving your local community the knowledge that your business has been responsible for helping to safeguard communities.



**MANUFACTURED
IN THE UK**



**Logos can be added
to the livery for any
business**





GET INVOLVED

CommunityBleedKit@avonandsomerset.police.uk

www.bleedkit.co.uk

HSBKB103